






BASEBOARD SHELF EDGE ASTRIGAL 1/4 ROUND

1.23 oak
.72 pop

 Economy Base (3/8" x 3)
 Modern (OBEM - POPBEM)

1.23 oak
.72 pop

 Economy Base (3/8" x 3)
 Colonial (OBE - POPBE)

1.59 oak
.99 pop

 BDL623 (5/8" x 3-1/4")

1.79 oak
1.41 pop

 BDL750 (5/8" x 4-1/4")

2.50 oak
1.49 pop

 BDL618 (5/8" x 5-1/4")

.65 oak **.55 oak** **.29 oak** **.29 oak** **.39 oak** **.48 oak** **.55 oak**
.39 pop **.39 pop** **.36 pine**


WM114 (5/8 x 1-1/4) WM112 (3/4 x 5/8) WM142 (1/4 x 3/4) WM144 (1/4 x 3/4) WM135 (7/16" x 3/4") WM108 (1/2" x 1/2") WM105 (3/4" x 3/4")


INSIDE CRNR OUTSIDE CRNR SHOE PANEL ML


.49 pine **.59 pine** **1.15 pine** **.36 pine** **.75 oak**
.59 oak **.79 oak** **1.29 oak** **.59 oak**
.49 pop **.75 pop** **.90 pop** **.45 pop** **.32 primed**


IC (3/4" x 3/4") OC (3/4" x 3/4") WM205 (1-1/8" x 1-1/8") WM126 WM126PP (1/2" x 3/4") WM292 (9/16" x 1-1/8")


CASING BRICK MOULD STOP STOOL AND. EXT JAMB


\$1.69 oak

 (3/4" x 3-1/2")


.99 oak
.69 pop

 OCEM POPCEM Economy Casing Modern (1/2" x 2-1/4")


.99 oak
.69 pop

 OCE POPCE Economy Casing Colonial (1/2" x 2-1/4")

1.36 oak
.95 pop

 BDL356 (3/4" x 2-1/2")

1.55 oak
1.05 pop

 WM444 (3/4" x 3-1/2")

1.54 oak
1.35 pop

 BDL444 Fluted (3/4" x 3-1/4")

Primed WM180P .99


Vinyl WVBM \$2.00


.59 pine **.80 oak** **.79 pop**
 WM946 (3/8" x 1-3/8")

NL 2-1/2" 1.09 oak .85 poplar
 TW 2" 1.09 oak .85 poplar

NL 3-1/2" 1.57 oak 1.16 poplar
 TW 3-1/2" 1.57 oak 1.16 poplar


Casement Pine 8' & 12' lengths 4-9/16" 2.25/ft
 TW Pine 8' & 12' lengths 5-1/4" 1.34/ft
 6-9/16" 3.97/ft
 6-9/16" 2.60/ft

CROWN & COVE JAMB LEGS

2.39 oak **1.95 oak** **1.85 oak** **.77 oak**
1.75 pop **1.49 pop** **1.09 pop** **.55 pop**

WM460-WM46 (3/4" x 5-1/4") WM480-WM48 (3/4" x 4-1/4") WM510-WM51 (3/4" x 3-1/4") WM600-WM60 (9/16" x 1-3/4")



40JL - 4-9/16 - Oak - \$11.99
40JL - 4-9/16 - Poplar - \$11.99



CHAIR RAIL

1.39 oak **.95 pop**
 WM390 (3/4" x 2-1/2")

PINE MOULDINGS

Other pine mouldings available
 Call store for pricing and on-hand information

BASE **CASING**

1.09  **.79** 
 WM714 (9/16" x 3") WM327 (5/8" x 2-1/4")

1.09  **.79** 
 WM664 (9/16" x 3") WM356 (5/8" x 2-1/4")

1 X BOARDS

All boards below come in random lengths. The prices below are per lineal foot.

	1x2	1x3	1x4	1x6	1x8	1x10	1x12
Oak	\$0.89	\$1.19	\$1.59	\$2.39	\$3.29	\$4.69	\$5.79
Poplar	\$0.59	\$0.89	\$1.09	\$1.69	\$2.19	\$3.19	\$4.19
C & Btr			\$1.19	\$2.19	\$2.59		\$4.49
#2 Pine			\$0.46	\$0.74	\$0.95	\$1.16	\$1.43
#2 Barnsiding				\$0.85	\$0.79		
Cedar			\$0.85	\$1.25	\$1.70	\$2.40	\$3.55

*All prices shown are per lineal foot except jamb sets